



Preschool (PSCH) Module

The purpose of this document is to provide helpful tips and demonstrate how to accurately report school level data on enrollment of preschool students. This document provides key definitions, frequently asked questions to assist data submitters in determining how to accurately report the following:

- PSCH-1. Preschool Age for Non-IDEA Children
- PSCH-2. Preschool Enrollment
- PSCH-3a. Preschool Enrollment of English Learner Students
- PSCH-3b. Preschool Enrollment of English Learner Students – EL Students in EL Programs
- PSCH-4. Preschool Enrollment of Students with Disabilities–IDEA
- PSCH-5. Preschool Enrollment of Students with Disabilities – Section 504 Only

In addition, guidance on accurately reporting zeroes, blanks (i.e., nulls) and NS is provided at the end of the document.

Resource Links

-  [Zeros, Blanks, and NS](#)
-  [CRDC Resource Center Training Videos](#)

Dates

Report data from the 2021–22 school year. The data reported should be based on data from October 1 (or the closest school day to October 1). This is known as a “Fall snapshot.” LEAs should use the same Fall snapshot date to report data in this module.

Skip Logic

This module contain skip logic. Skip logic automatically skips the user to the next table to be populated based on previous answers provided. Skipped tables are not to be populated. The following is the indicator question:

- PSCH-1. Preschool Age for Non-IDEA Children

Note: Schools that select “No” for “Preschool” in SCHR-1 (Grades with Students Enrolled) skip PSCH module and PSCH Discipline questions. Please leave this module blank (N/A). Data entered in skipped fields will trigger warnings.

DATA ELEMENT CHANGES FROM THE 2020-21 CRDC

NEW and REQUIRED

- PSCH-3a Preschool Enrollment of English Learner Students
- PSCH-3b Preschool Enrollment of English Learner Students – EL Students in EL Programs (IDEA category optional)
- PSCH-4 Preschool Enrollment of Students with Disabilities – IDEA
- PSCH-5 Preschool Enrollment of Students with Disabilities – Section 504 Only

RESTORED, REVISED and OPTIONAL

- PSCH-1 Preschool Age for Non-IDEA Children

REVISED

- PSCH-2 Preschool Enrollment - Section – 504 Only category is NEW and REQUIRED

NEW

for 2021-22 CRDC

PSCH-1. Preschool Age for Non-IDEA Children *RESTORED AND REVISED! OPTIONAL*

PSCH-2. Preschool Enrollment *REVISED! SECTION 504 ONLY - NEW AND REQUIRED*

PSCH-3a. Preschool Enrollment of English Learner Students *NEW AND REQUIRED*

PSCH-3b. Preschool Enrollment of English Learner Students – EL Students in EL Programs *NEW and REQUIRED; IDEA CATEGORY OPTIONAL*

PSCH-4. Preschool Enrollment of Students with Disabilities - IDEA *NEW and REQUIRED*

PSCH-5. Preschool Enrollment of Students with Disabilities – Section 504 Only *NEW AND REQUIRED*

Special Guidance

Reporting Transitional Kindergarten Students in the CRDC

Transitional kindergarten programs vary in structure and eligibility across school districts. Typically, these programs offer children close to the cut-off age for kindergarten the option to complete kindergarten over an expanded period before proceeding to first grade.

May also be called *Kindergarten Readiness!*

The CRDC reporting of students in a transitional kindergarten program is determined by the content and instruction standards for the program. Use the flowchart below to determine how to report your school or LEA's transitional kindergarten program.

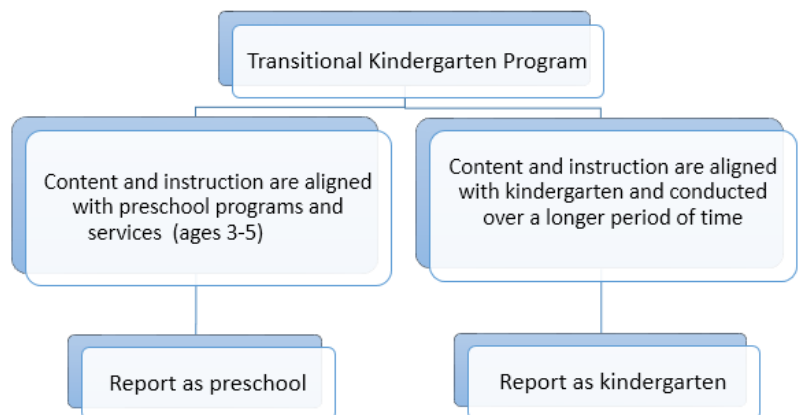


Figure 1 Flow Chart to Determine Grade Category for Transitional Kindergarten Program

Frequently Asked Questions

Should I include EL students and students with disabilities in the race/ethnicity table?

Yes. The race/ethnicity table includes ALL students.

Can I count students in more than one race/ethnicity column?

No. Counts by race/ethnicity by sex are unduplicated counts (i.e., a student is counted only once in the race/ethnicity columns). The sum of the counts that you enter for race/ethnicity by sex will automatically be calculated in the online tool in the gray cells. It is not possible for your LEA to modify the gray cells, so you must ensure that every student is included in one and only one race/ethnicity category.

How should we report nonbinary preschool students?

For the 2021–22 CRDC, in the case of a preschooler who is identified as nonbinary or another category that is not collected in the CRDC, the preschooler should be reported as either male or female. OCR acknowledges that some LEAs list a preschooler's sex differently in different types of records, and some LEAs may use varying terminology for sex. Nevertheless, LEAs are expected to determine how to best translate sex category information in their records so that the preschool data reported align with the male and female sex values used for the CRDC.

How do I report students who are both EL and have a disability?

A student with a disability and who is EL should be counted both in the EL table column and the applicable Students with Disabilities table column.

PSCH-1 is skipped and will not allow me to edit data.

To unlock this table, please refer to SCHR-1 Grades with Students Enrolled and ensure Preschool grade is selected "yes."

When to Report Zero (0)

If data are available and applicable for a given school or LEA, but no students fall in that category, then report 0.

Not Applicable (NA)

The online tool remembers information that has been entered in other tables and modules and uses that information to fill related tables with either a Not Applicable (NA) code or zero (0) where appropriate. For example, if it is reported that a school does not have any females who are EL, other tables that ask for counts of females who are EL will be automatically filled with a zero.

When to Use Null Values

When entering data on screen, if a data element does not apply, then leave the cell null (i.e., blank).

When to Use NS

There may be situations where a data value was incorrectly uploaded and needs to be deleted. A null value (i.e., blank) in a file upload will not overwrite an existing value in a field, so in these cases, submit the value "NS" to return the data to a "not submitted" or null status. **Note: NS only applies to file uploads and is not used in the on-screen data entry.**

When Data is Not Collected or Available

Contact the Partner Support Center to determine if your LEA will need to submit a quick plan or [action plan](#).

Partner Support Center

(855) 255-6901

Email: crdc@aemcorp.com